



# User Guide

*my* SisID



# My Sis ID User Guide

## ABOUT US

### Hello and welcome to the Sis ID adventure!

You have received an invitation code to create an account on My Sis ID.

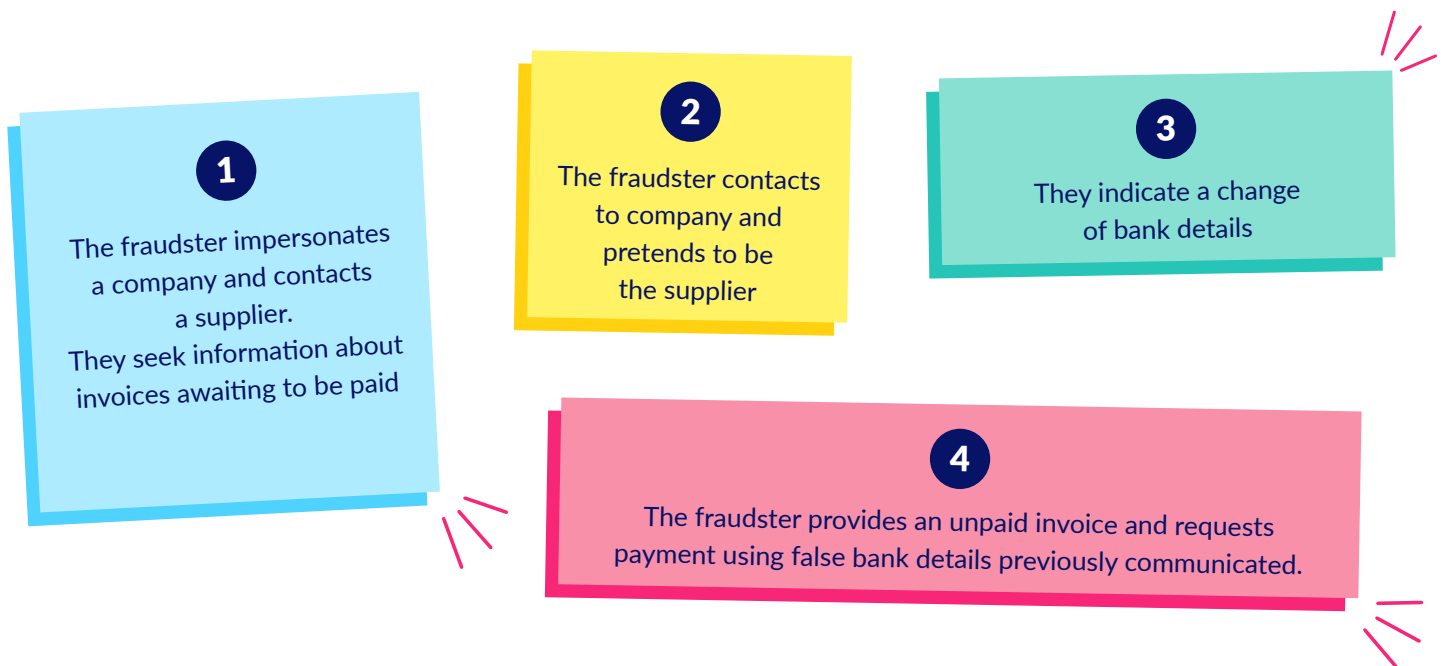
My Sis ID is a bank details verification solution. It allows you to check the association between a company identifier (the SIREN of a company for example) and bank details. It is up to each of our customers to invite their suppliers on the platform. This invitation is a guarantee of trust and allows you and your customers to fight against fraud and identity theft.

## FALSE SUPPLIER FRAUD

False supplier fraud is part of the family of money transfer frauds.

This fraud technique uses methods such as identity theft to impersonate a supplier. The goal of the fraudster is to obtain a payment originally intended for a supplier.

### How to recognize a fake supplier fraud?



**The payment is made on the fraudster's bank details.  
The identity of the supplier was impersonated, the customer and his supplier  
were victims of fake supplier fraud.**

## OPERATION

By registering on the platform and providing your bank details, you participate in the security of an entire network. The whole platform works thanks to the collaborative work of its members. A new member who gives his bank details is an additional security against fraud.

**100 %**

free  
of charge

Registration and adding all your IBANs to the platform is **free** for suppliers.

**10**

free  
controls

Each supplier can query the platform **ten times** a month, free of charge, and verify the payment identities of their own third parties.



The platform is a private and secure repository. Information is **hashed** and **protected**.

### The certificate of validity

For each IBAN you add for your company on the platform, you can download an accreditation certificate. This certificate looks just like the document your bank could deliver but it adds a verification key. By sending this certificate to your customers, you allow them to verify your IBAN directly on My Sis ID without for them the need to create an account or to use the counter-call.

Certificate  
of validity

Verification key

XXXX-XXXX-XXXX-XXXX

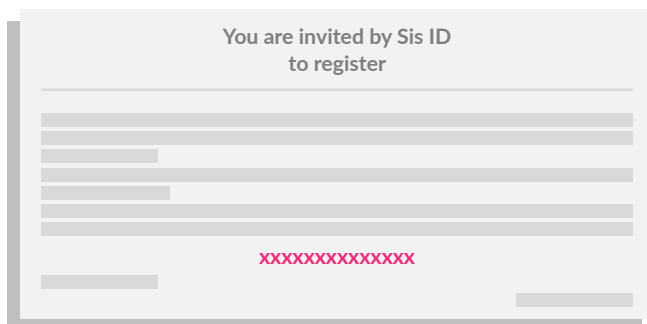
CHECK

All your customer has to do is go to My Sis ID website [login page](#). By clicking on «Verify» at the bottom of the page, they will be redirected to the [Validity Certificate page](#), offering him to **verify** the bank details received.

# Accreditation on My Sis ID

My Sis ID platform allows our customers to check the validity of their suppliers' bank details. It is the association between the company identifier (the SIREN for example in France) and the bank details that is analyzed. When the platform does not get enough information from the databases, suppliers must be invited to register. The Sis ID teams will then authenticate and secure the bank details for the network. This is the accreditation. The customer is then reassured and can continue with the purchase-to-pay process and add the valid payment identity of their supplier in their various tools.

1

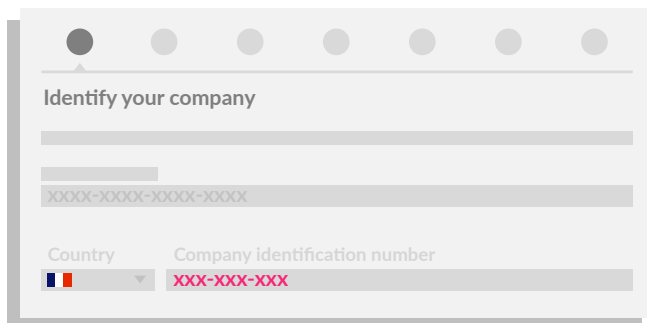
A screenshot of an email invitation. At the top, it says "You are invited by Sis ID to register". Below this, there are several lines of placeholder text represented by horizontal bars. At the bottom, there is a red "XXXXXXXXXXXX" representing an invitation code.

1

### Receipt of the invitation code

You have received an **invitation code** by email to register on the platform.

2

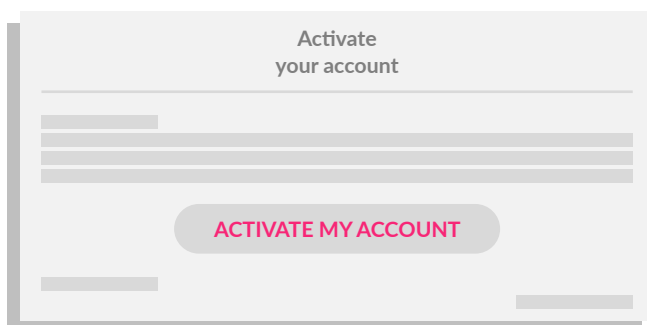
A screenshot of a web form titled "Identify your company". It has a header with five dots. Below the title, there are two input fields: one for "Country" with a dropdown menu showing a French flag, and another for "Company identification number" with a red "XXX-XXX-XXX" placeholder.

2

### Company ID

Click on the code, a page of your browser will open. The code is already filled in, all you have to do is fill in **your company's identifier** and follow the next steps.

3

A screenshot of a web form titled "Activate your account". It has a header with five dots. Below the title, there are several lines of placeholder text represented by horizontal bars. At the bottom, there is a red button labeled "ACTIVATE MY ACCOUNT".

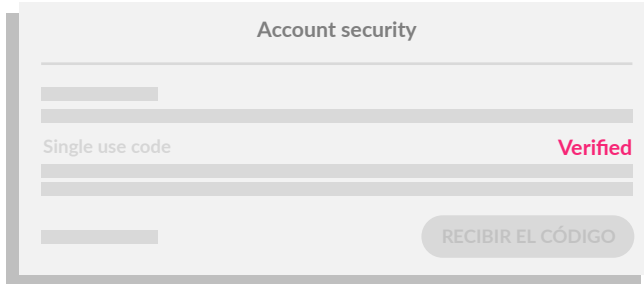
3

### Account activation

To activate your account, **click on the link** contained in the email that was sent when creating your account. Be careful, it may be in your junk mail.

## Accreditation on My Sis ID

4



4


### Account security

A verification of your phone number (by call or SMS) is performed to secure your account.



Please enter a **direct line** and not a switchboard number, if not doing so the verification code cannot be sent.

5



5

### Verification by Sis ID teams

To authenticate the information you have registered on the platform, our teams will carry out additional verifications.

- Authentication of the legal or physical person.
- Authentication of the payment details by counter-call on a telephone number identified as reliable according to our anti-fraud security protocol or by post.
- Secure data on a private blockchain, used as a repository of bank details.

6

### Accreditation is over!

Note: When you accredit yourself on the platform following the invitation of one of your customers, every one of your customers benefit from it : your bank details are authenticated for all.



If you need any further assistance, don't hesitate to contact the chatbot on the My Sis ID platform.



in

/company/sis-id

www

sis-id.com

